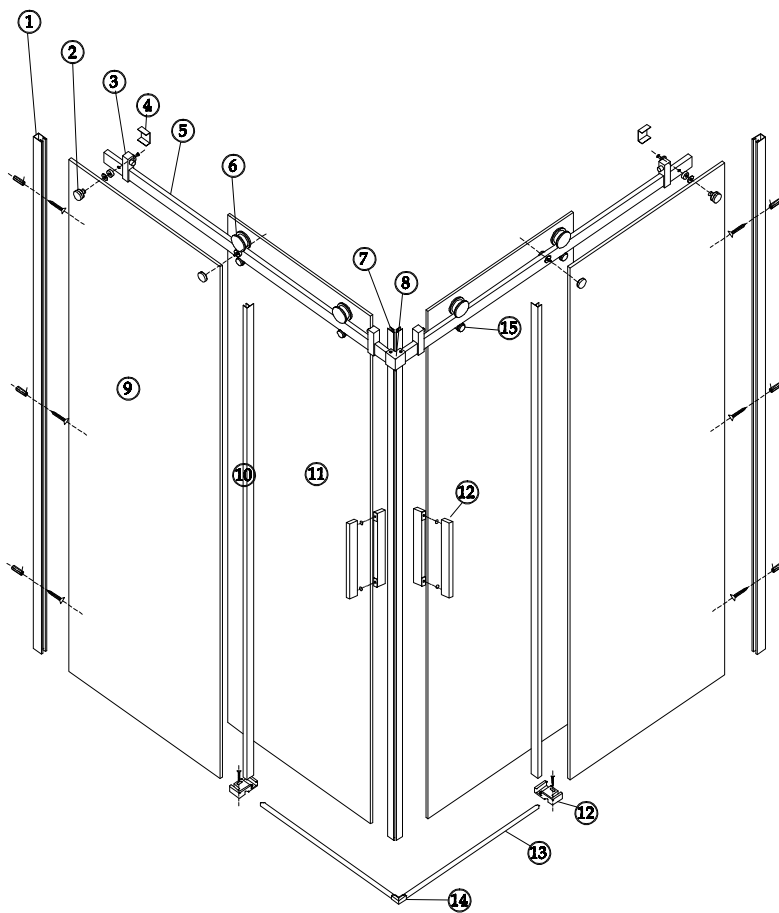
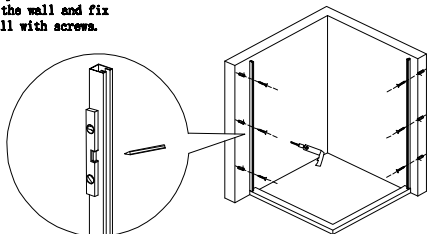


## 200.902

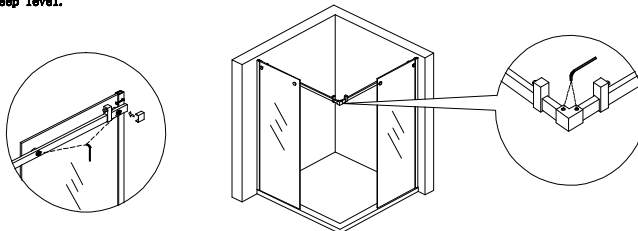
①	wall profile
②	fixed panel screw
③	small fixed panel bracket
④	track decorative cover
⑤	upper guide rail
⑥	wheels
⑦	90 ° magnetic stripe
⑧	corner connect
⑨	fixed panel
⑩	F rubber
⑪	Sliding door
⑫	guide block
⑬	anti-water strip
⑭	anti-water strip connect
⑮	antiskid
⑯	
⑰	
⑱	
⑲	
⑳	
㉑	
㉒	
㉓	
㉔	
㉕	



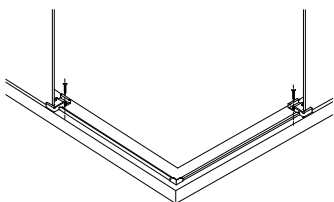
1: Keep wall profile vertical to the wall and fix it on the wall with screws.



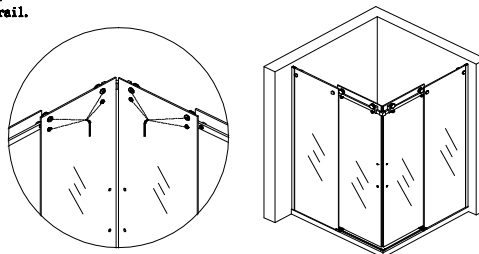
2: Fixed the glass panel with wall profile on the wall. Connect two rails on the top to keep level.



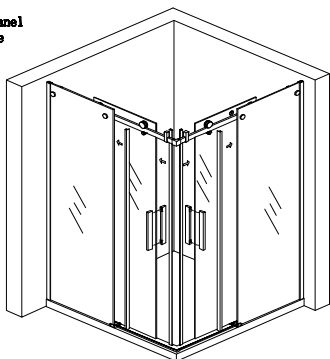
3: As shown, fixed anti-water strip on the base.



4: Fixed the moving door with wheels on the top rail.



5: Put the F-rubber on the fixed panel and 90 ° magnetic stripe insert the door and fix the handles.



6: Apply silicone sealant to all joints between fixed glass panel, wall profile and anti-water strip on the base.  
Don't use the enclosure for 24 hours, to allow the silicone to dry completely.

